

SDI | **LUNA**

ANTERIOR/POSTERIOR
NANOHYBRID COMPOSITE



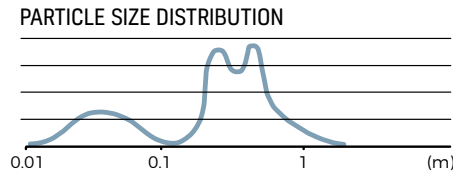
SUPERIOR
STRENGTH &
AESTHETICS

SUPERIOR STRENGTH, SUPERIOR AESTHETICS

NANOHYBRID TECHNOLOGY

Filler particle size effects the aesthetic and mechanical properties of composites¹. Luna contains a hybrid of nano and micron sized particles to achieve optimal aesthetics and strength.

Nano particles assist in polishability and the maintenance of surface smoothness over time. Micron sized particles contribute to strength and durability. Luna's hybrid filler makes it ideal for anterior and posterior restorations.



13
UNIVERSAL
SHADES

CHAMELEON EFFECT

Luna displays a chameleon effect, enabling it to take on the shade of the tooth surrounding it and present a seamless margin between tooth and restoration. Luna has an optimal translucency that allows the creation of natural looking restorations.

NATURAL FLUORESCENCE AND OPALESCENCE

When exposed to ultraviolet light, Luna displays the fluorescent characteristics of natural tooth structure. Opalescent properties also match that of a natural tooth. In all types of light, restorations using Luna display intrinsic brilliance that ensures patient satisfaction after they leave the dental chair.



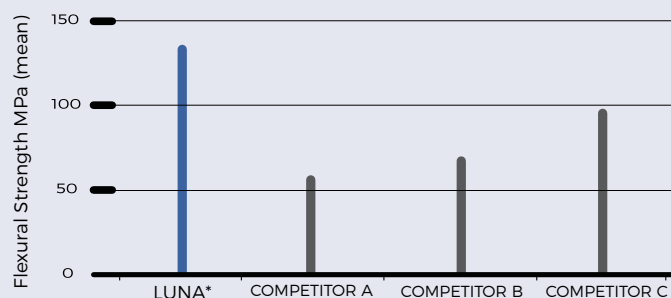
77%
FILLER LOAD

HIGH FLEXURAL STRENGTH

High flexural strength is paramount to mitigate tension and compressive forces teeth are exposed to in stress bearing situations¹.

Class I and Class II restorations are subject to high forces and require the use of materials with high flexural strength. With flexural strength of 136 MPa, Luna is ideal for use in stress bearing areas and is designed to withstand the forces of mastication.

FLEXURAL STRENGTH



*SDI internal data

~ C. Meenakumari et al [2018], 'Evaluation of Mechanical Properties of Newer Nanoposterior restorative Resin Composites: An In Vitro Study', Contemporary Clinical Dentistry

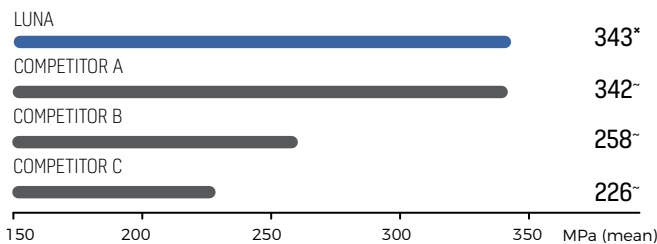
Samples prepared according to ISO 4049

SUPERIOR COMPRESSIVE STRENGTH

SUPERIOR COMPRESSIVE STRENGTH

Luna has a filler load of 77% by weight. Strontium glass filler in combination with the carefully selected filler loading, delivers high compressive strength to enhance the longevity of restorations.

COMPRESSIVE STRENGTH



*SDI internal data

~ C. Meenakumari et al (2018), 'Evaluation of Mechanical Properties of Newer Nanoposterior Restorative Resin Composites: An In Vitro Study', Contemporary Clinical Dentistry

OPTIMAL RADIOPACITY

Restorative materials with radiopacity enable the detection of voids and secondary caries throughout the life of a restoration². Luna has a radiopacity level higher than dentine³, ensuring clear visibility of restoration margins on radiographs for quick and confident diagnosis.

KEY FEATURES

Nanohybrid technology for superior strength and aesthetics

Chameleon effect

Natural fluorescence and opalescence

High flexural strength

Superior compressive strength

Non-stick to instruments

Optimal radiopacity

Extensive shade range

TECHNICAL DATA

Filler load (total)	77% weight
Depth of cure (mm)	2
Compressive strength (MPa at 24 hours)	343
Flexural strength (MPa at 24 hours)	136
Volumetric shrinkage (%)	2.88
Radiopacity (%Al)	180

NON-STICK TO INSTRUMENTS

Luna's non-stick handling facilitates the placement of restorations. Luna will not slump or pull back, enabling the efficient creation of optimal dental morphology.

Luna has a creamy consistency, with firm packing, making it easy to layer the composite without voids.

EXTENSIVE SHADE RANGE

Luna is available in 13 universal shades [A1, A2, A3, A3.5, A4, B1, B2, B3, C1, C2, C3, D2, D3].

Luna is also available in specialty shades:

- Dentine shades [OA2, OA3, OA3.5]
- Bleach shade
- Extra Bleach shade
- Incisal shade

1 Mustafa Gundogdu et al (2014), 'The Evaluation of Flexural Strength of Composite Resin Materials with and without Fibre', Dentistry Vol 4 Issue 9 1000259

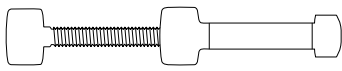
2 Bengi Oztas et al (2012), Radiopacity evaluation of composite restorative resins and bonding agents using digital and film x-ray systems', NCBI

3 KM Lachowski et al (2013), 'Study of the radiopacity of base and liner dental materials using digital radiography system', DentoMaxillofacial Radiology, NCBI

INSTRUCTIONS

- 1** Etch tooth surface with Super Etch 37% phosphoric acid for 20 seconds
- 2** Wash thoroughly
- 3** Remove excess water. Keep moist
- 4** Apply Stae to saturate all internal surfaces, or bonding agent according to manufacturer's instructions
- 5** Blow gently with dry, oil-free air for 2 seconds to evaporate solvent. Leave surface glossy
- 6** Light cure for 10 seconds
- 7** Place Luna in increments of 2mm or less in:
 - Anterior restorations
 - Posterior restorations
- 8** Cure Luna for 20 seconds in increments of 2mm
- 9** Polish and finish

ORDER DETAILS



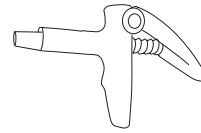
SYRINGES

Luna 5 Syringe Intro Kit 5 x 4g Syringes (1 each - A1, A2, A3, A3.5, B1) 2 x 2mL Super Etch Gel Syringes 25 x Super Etch Disposable Tips 1 x 5mL Stae Single Component Dentin/enamel adhesive 1 x LUNA shade guide 40 x Points, fine tip (white) 2 x mixing well - dual	8400116
Luna 1 Syr A1	8401081
Luna 1 Syr A2	8401082
Luna 1 Syr A3	8401083
Luna 1 Syr A3.5	8401084
Luna 1 Syr A4	8401085
Luna 1 Syr B1	8401086
Luna 1 Syr B2	8401087
Luna 1 Syr B3	8401088
Luna 1 Syr C1	8401089
Luna 1 Syr C2	8401090
Luna 1 Syr C3	8401091
Luna 1 Syr D2	8401092
Luna 1 Syr D3	8401093
Luna 1 Syr OA2	8401097
Luna 1 Syr OA3	8401098
Luna 1 Syr OA3.5	8401099
Luna 1 Syr I	8401096
Luna 1 Syr B	8401095
Luna 1 Syr XB	8401080



COMPLETS

Luna Complet Intro Kt 60 x 0.25g Luna complets (10 each - A1, A2, A3, A3.5, OA2, bleach) 2 x 2mL Super Etch Gel Syringes 25 x Super Etch Disposable Tips 1 x 5mL Stae Single Component Dentin/enamel adhesive 1 x LUNA shade guide 40 x Points, fine tip (white) 1 x mixing well - dual 1 x Complet applicator	8400122
Luna 20 Comp A1	8451081
Luna 20 Comp A2	8451082
Luna 20 Comp A3	8451083
Luna 20 Comp A3.5	8451084
Luna 20 Comp A4	8451085
Luna 20 Comp B1	8451086
Luna 20 Comp B2	8451087
Luna 20 Comp B3	8451088
Luna 20 Comp C1	8451089
Luna 20 Comp C2	8451090
Luna 20 Comp C3	8451091
Luna 20 Comp D2	8451092
Luna 20 Comp D3	8451093
Luna 20 Comp OA2	8451097
Luna 20 Comp OA3	8451098
Luna 20 Comp OA3.5	8451099
Luna 20 Comp I	8451096
Luna 20 Comp B	8451095
Luna 20 Compl XB	8451080



APPLICATORS

Premium Complet Applicator	5545022
Economical Complet Applicator	8100120



**YOUR OUR
SMILE. VISION.**



+D036M10037911

MADE IN AUSTRALIA
by SDI Limited
Bayswater, Victoria 3153
Australia 1800 337 003
www.sdi.com.au

AUSTRIA 00800 0225 5734
BRAZIL 0800 770 1735
FRANCE 00800 0225 5734
GERMANY 0800 100 5759
ITALY 00800 0225 5734

NEW ZEALAND 0800 734 034
SPAIN 00800 0225 5734
UNITED KINGDOM 00800 0225 5734
USA & CANADA 1 800 228 5166